



DONGGUAN XINGLIN ELECTRONICS CO.,LTD

4A SURFACE MOUNT GLASS PASSIVATED BRIDGE RECTIFIER

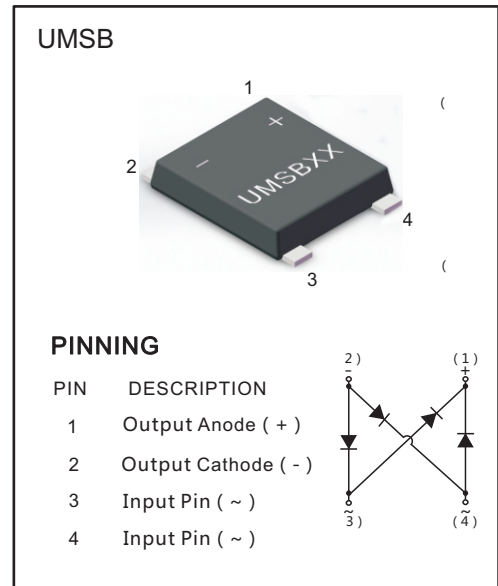
MSB40B THRU MSB40M

FEATURES:

- Glass Passivated Chip Junction
- Reverse Voltage - 100 to 1000 V
- Forward Current - 4.0 A
- High Surge Current Capability
- Designed for Surface Mount Application

MECHANICAL DATA

- Case: UMSB
- Terminals: Solderable per MIL-STD-750, Method 2026
- Approx. Weight: 0.234g / 0.00825oz



Maximum Ratings and Electrical characteristics

Ratings at 25 °C ambient temperature unless otherwise specified.

Single phase half-wave 60 Hz, resistive or inductive load, for capacitive load current derate by 20 %.

Parameter	Symbols	MSB40B	MSB40D	MSB40G	MSB40J	MSB40K	MSB40M	Units
Maximum Repetitive Peak Reverse Voltage	V_{RRM}	100	200	400	600	800	1000	V
Maximum RMS voltage	V_{RMS}	70	140	280	420	560	700	V
Maximum DC Blocking Voltage	V_{DC}	100	200	400	600	800	1000	V
Average Rectified Output Current	I_O	4.0						A
Peak Forward Surge Current 8.3 ms Single Half Sine Wave Superimposed on Rated Load (JEDEC Method)	I_{FSM}	95						A
Maximum Forward Voltage at 4.0 A	V_F	1.1						V
Maximum DC Reverse Current at Rated DC Blocking Voltage @ $T_A=25\text{ }^\circ\text{C}$ @ $T_A=125\text{ }^\circ\text{C}$	I_R	5 100						μA
Typical Junction Capacitance (Note1)	C_j	50						pF
Operating and Storage Temperature Range	T_j, T_{stg}	-55 ~ +150						$^\circ\text{C}$

Note: 1. Measured at 1MHz and applied reverse voltage of 4 V D.C.

2. Mounted on glass epoxy PC board with 4×1.5"×1.5" (3.81×3.81 cm) copper pad.

Add: Nancheng Road,Zhangmutou Town,Dongguan City,China

Tel: 0769-82021596 E-mail:xinglin0769@163.com



Http:www.xinglindz.com



Fig.1 Average Rectified Output Current Derating Curve

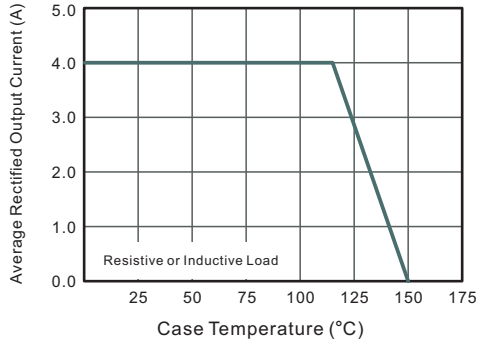


Fig.2 Typical Reverse Characteristics

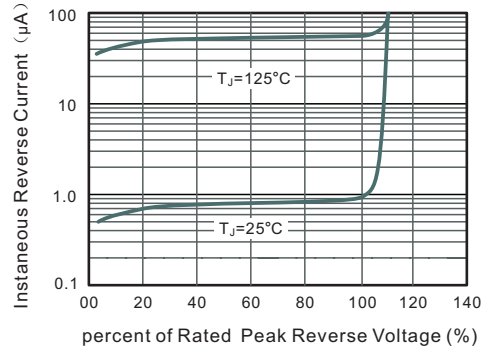


Fig.3 Typical Instantaneous Forward Characteristics

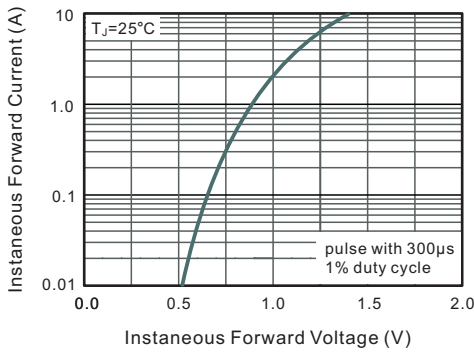


Fig.4 Typical Junction Capacitance

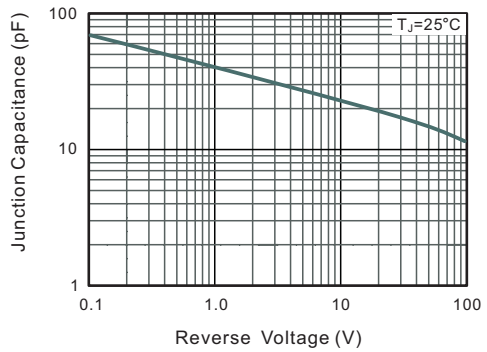
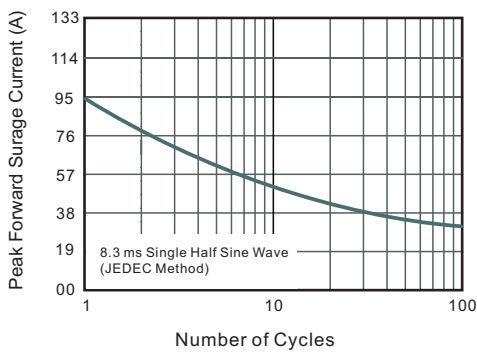


Fig.5 Maximum Non-Repetitive Peak Forward Surge Current

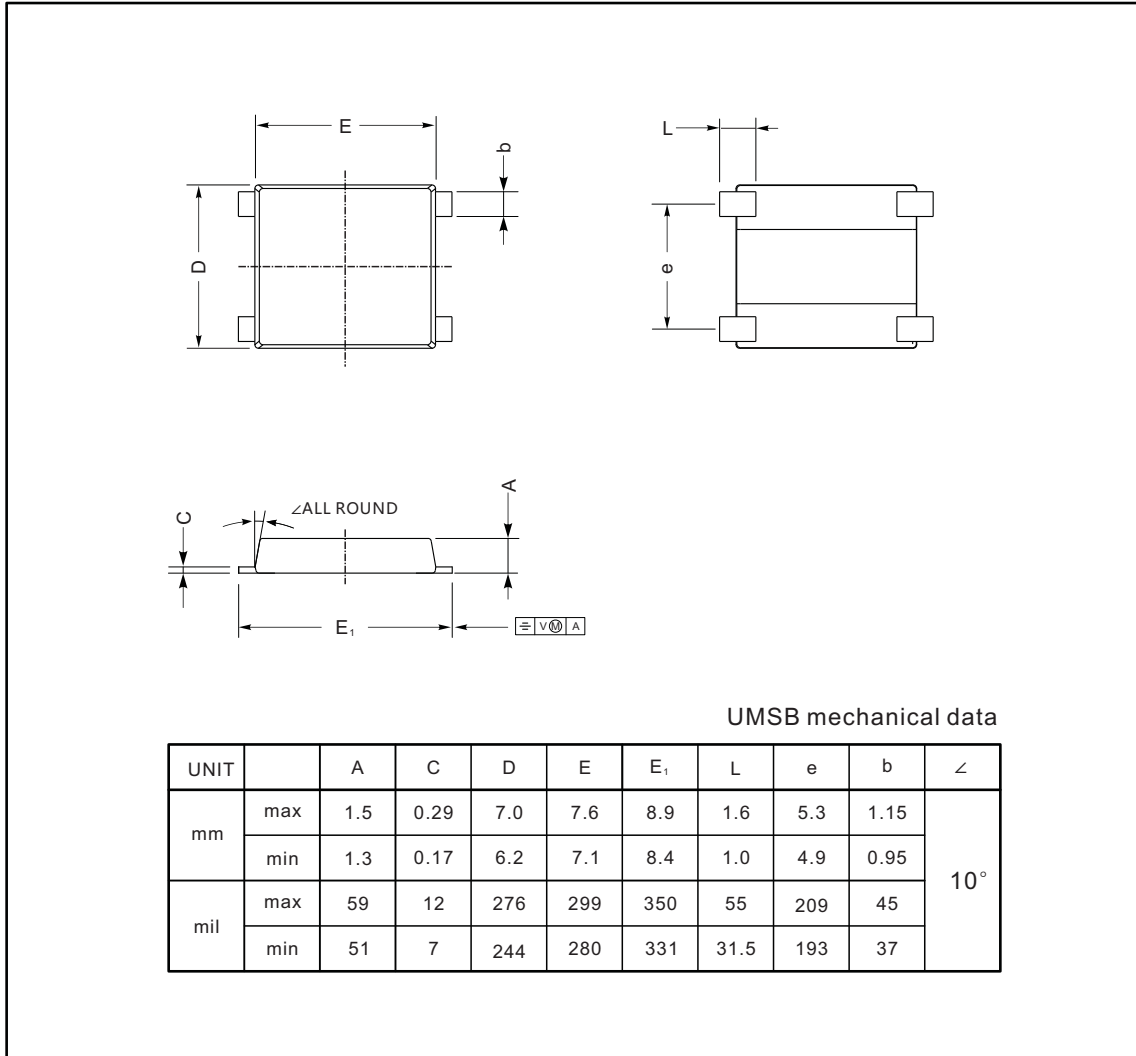




PACKAGE OUTLINE

Plastic surface mounted package; 4 leads

UMSB



Marking

Type number	Marking code
MSB40B	MB40B
MSB40D	MB40D
MSB40G	MB40G
MSB40J	MB40J
MSB40K	MB40K
MSB40M	MB40M

